

Acné

Pierre Wolkenstein

Olivier Chosidow

Service de Dermatologie

Hôpital Henri-Mondor, APHP, UPEC

Créteil

Epidémiologie de l'acné

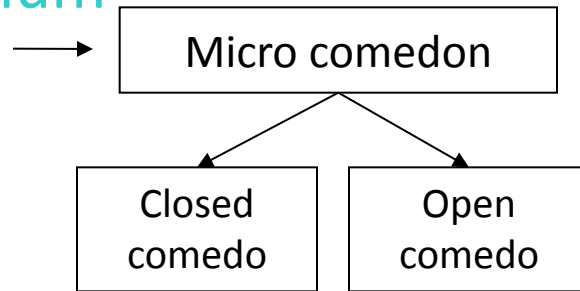
- Prévalence déclarative
 - Acné : 5 à 6 millions de Français
 - Touche majoritairement les ados
 - Prévalence en France > 70%
- (source AFSSAPS Bonne Pratique, traitement de l'acné, 2007)*
- Recrudescence chez la femme adulte 20 à 30%

Pathophysiology

Collège des Enseignants en Dermatologie de France

Infundibular epithelium

- *Hyperkeratinisation*
- *Hypercornification*



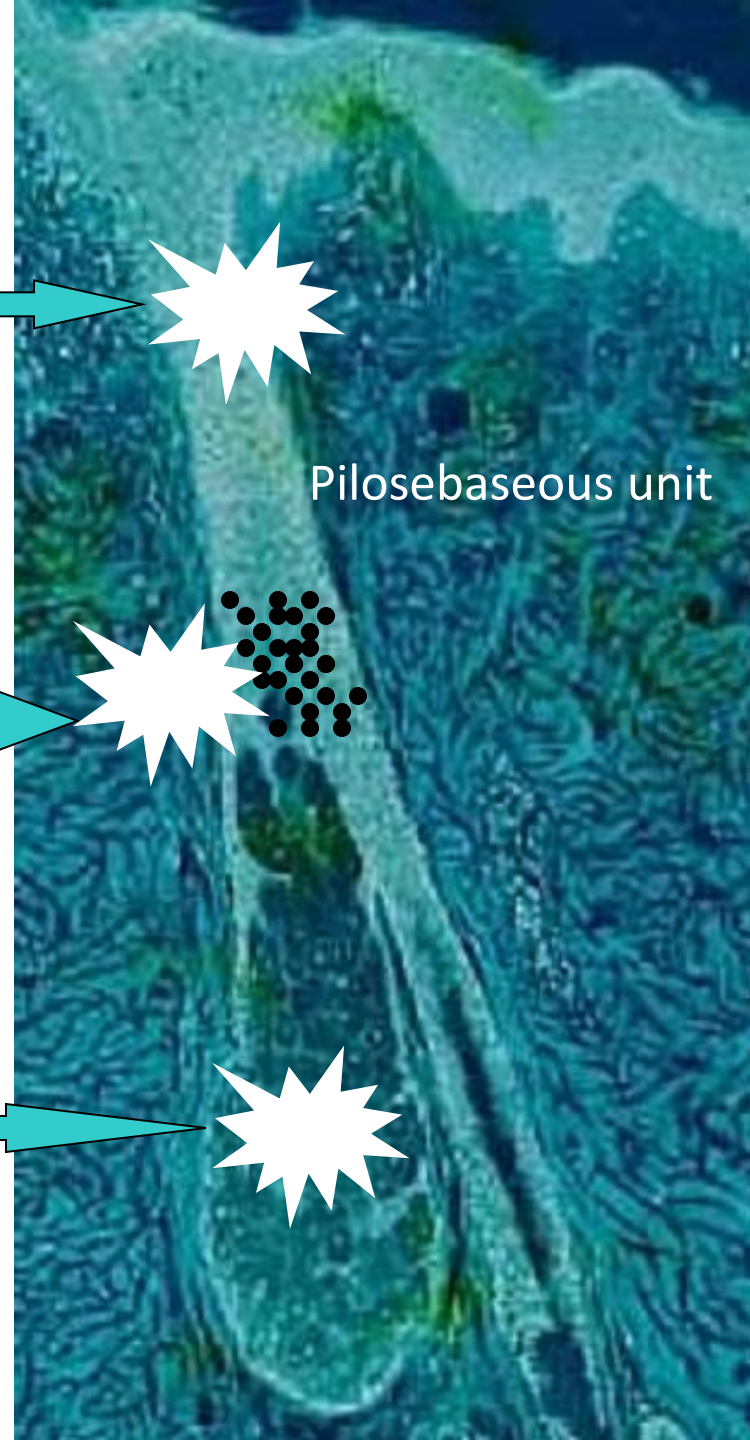
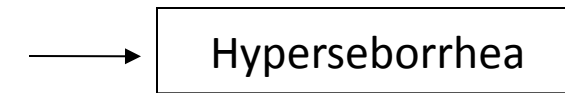
Propionibacterium Acnes

- *Colonisation*
- *Inflammation*

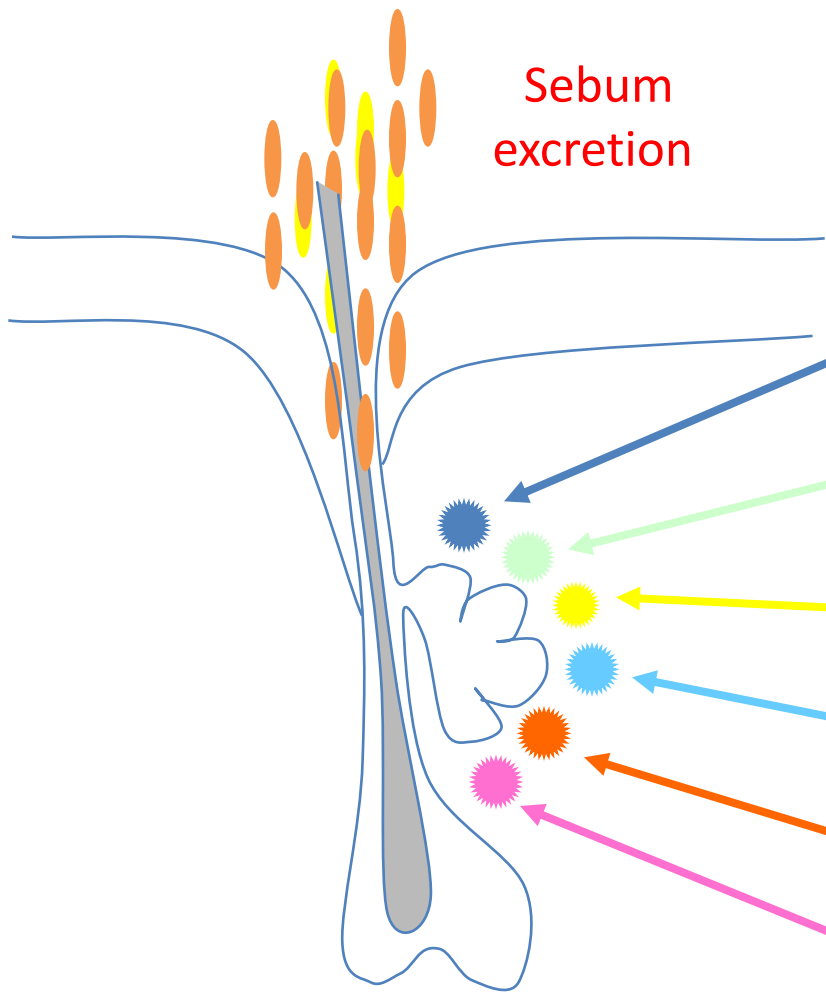


Sebaceous gland

- *Hyperseborrhea*
- *Modification of sebum composition*



SEBACEOUS GLAND



Testosterone

↓ 5-alpha-reductase type I, II

Dihydrotestosterone



DHT receptor +++

Neuromediator receptors
Substance P and α MSH

PPAR receptors α , β , γ (+ RXR)
keratinocyte proliferation and differentiation

IGF1 receptor

Histamine 1 receptor

CRH receptor



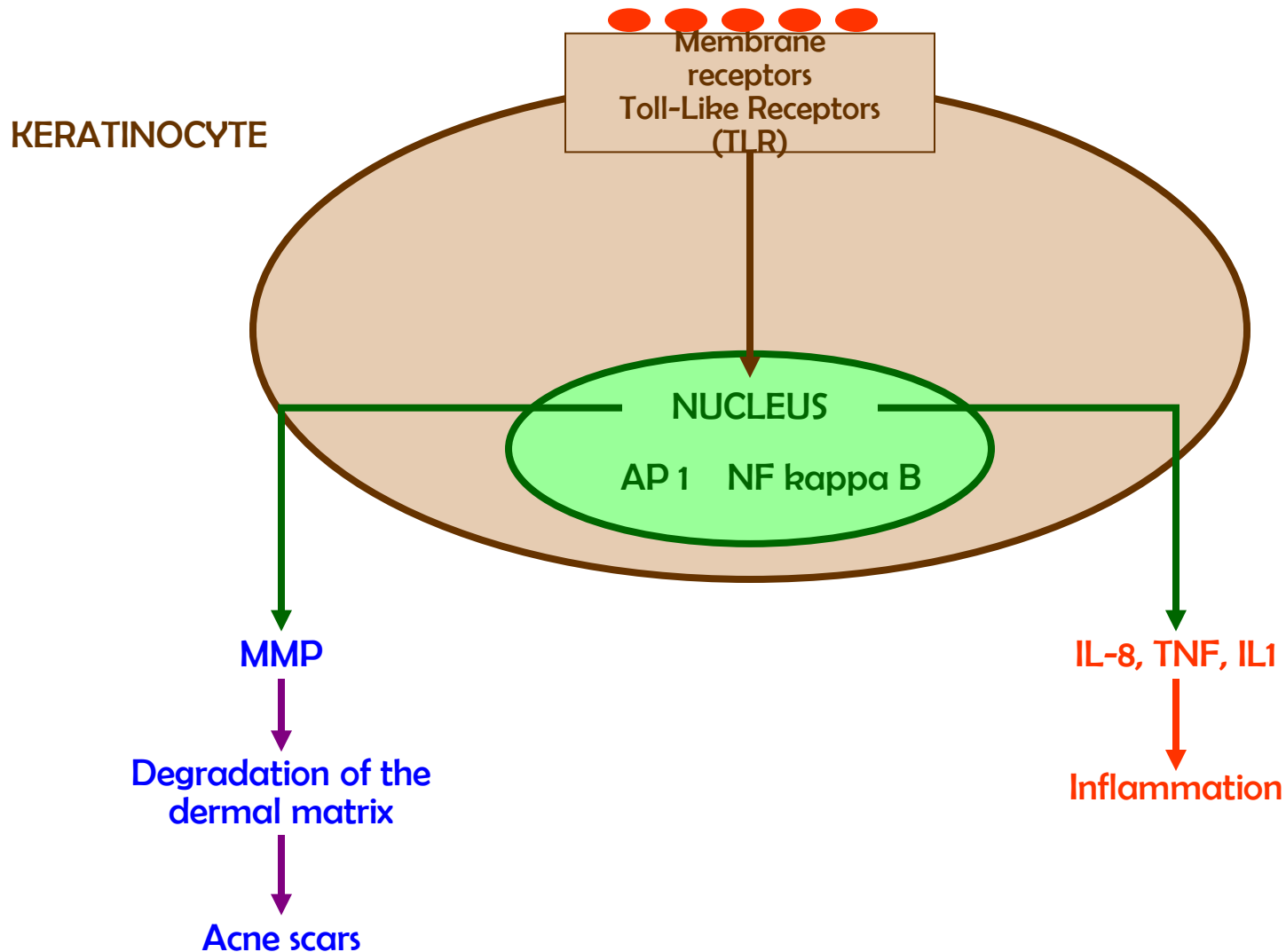
Inflammation and Extracellular Matrix Degradation Mediated by Activated Transcription Factors Nuclear Factor- κ B and Activator Protein-1 in Inflammatory Acne Lesions *in Vivo*

Sewon Kang, Soyun Cho, Jin Ho Chung, Craig Hammerberg, Gary J. Fisher, and John J. Voorhees

From the Department of Dermatology, University of Michigan Medical School, Ann Arbor, Michigan

American Journal of Pathology, Vol. 166, No. 6, June 2005

P. acnes



Les différentes formes d'acné

- Acné légère: 51%
- Acné modérée: 31%
- Acné sévère: 18%

Acné légère

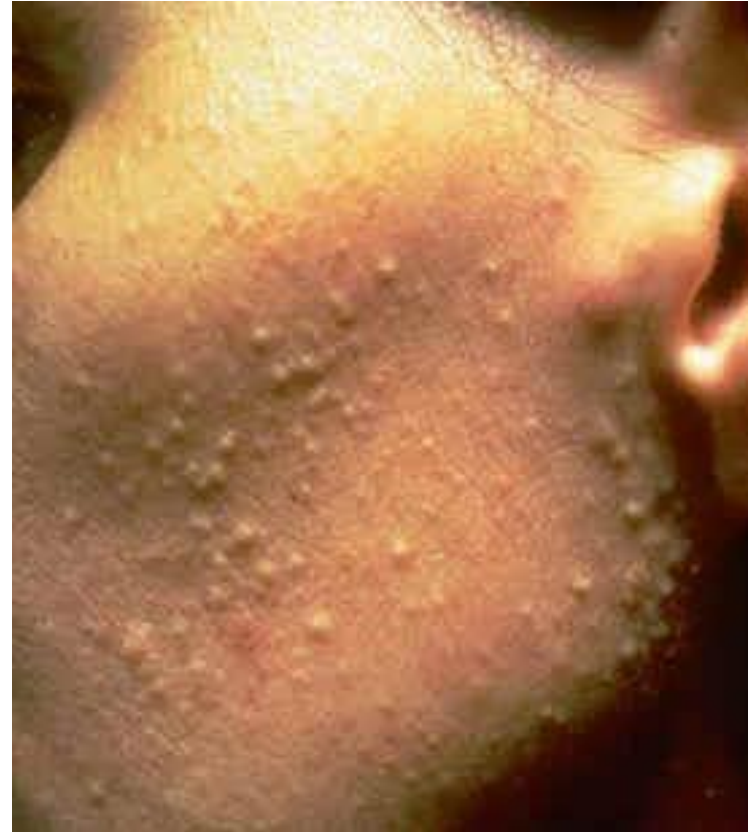








Acné modérée





Acné sévère







